



Tempo

IMPROVING OPERATOR PRODUCTIVITY AND PROFITABILITY

Tempo

IMPROVING OPERATOR PRODUCTIVITY AND PROFITABILITY

▼ OPTARE TEMPO KEY FEATURES

- World class whole-of-life costs
- Unmatched tare weight of 9,900kg
- Integrated telemetry with management KPI reports
- Driver and route adherence performance reports
- Remote vehicle diagnostics
- Integrated CCTV linked to vehicle operational data and driver inputs

► CLASS LEADING INTERIOR SPACE

- Easy access to the rear saloon section
- Body frame integrated passenger grab rails
- High head clearance in upper saloon section

► COST EFFECTIVE REPLACEMENT

- Multipiece bumper and headlight design for fast and cost effective replacement
- Quick release side panels



► IOS COMPLIANT

- ISO compliant drivers area to reduce fatigue and meet the highest OH&S standards

◀ HIGH QUALITY INTERIOR

- High quality DDA compliant interior fitout with long design life and low maintenance



Tempo

SPECIFICATION SHEET

ENGINE:

- **Type:** Mercedes-Benz OM906LA, Euro 5 (SCR), six-cylinder turbo diesel
- **Max Power:** 210kW (282bhp) @ 2200rpm
- **Max Torque:** 1120Nm @ 1200 - 1600rpm
- **Capacity:** 6.37 litres

ALTERNATIVE ENGINE

- **Type:** Cummins ISL, Euro 5 (SCR), six-cylinder turbo diesel
- **Max Power:** 264kW (330hp) @ 2200rpm
- **Max Torque:** 1400Nm @ 1200 - 1600rpm
- **Capacity:** 8.9 litres

ENGINE COOLING:

- Rear mounted radiator and intercooler with separate coolant header tank
- Hydraulically driven, thermostatically controlled cooling fan

TRANSMISSION:

- Allison T310R, five speed fully automatic with integral retarder, featuring;
- Electronic interface with engine and lockup torque converter in gears 3, 4 & 5
- RELS (Reduced Engine Load at Stop) for improved fuel economy

AIR CONDITIONING:

- Sutrak AC518 heat/cool with recycle options
- Dual speed windscreen demister
- Optional hopper windows
- Optional ThermoKing X-900

SERVICEABILITY:

- Engine, gearbox, cooling, induction and exhaust system fitted to demountable frame
- Services fitted with "no-loss" couplings for rapid removal

AXLES & ECAS SUSPENSION:

- **Front:** Drop centre low-floor
- **Rear:** Single reduction hypoid, 5.29:1
- Integrated raise and lower functions

STEERING:

- **Type:** ZF 8098 steering gear with integral power assistance
- Steering column adjustable for tilt and reach

WHEELS & TYRES:

- **Wheels:** 22.5 x 8.25 ten stud
- **Tyres:** 275/70R x 22.5 tubeless

BRAKE SYSTEM:

- **Service:** Dual circuit full air operated service brakes, separate system for each axle, front and rear disc brakes, non-asbestos linings and Anti-lock Braking System
- **Parking brake:** Air released, spring actuated parking brake on rear wheels, controlled by hand valve
- **Air dryer:** With heated element

LIGHTING:

- Dual zone LED interior lighting
- Halogen front lamps with LED side marker lights
- LED rear lamps
- Door activated LED lights above each door for safe nighttime passenger movements

FUEL TANK:

- Nominal 220 litre right hand side fill with anti-spill device
- Nominal 21 litre re-agent tank with 40 litre option

ELECTRICAL SYSTEM:

- **Type:** Multiplex electrical system with diagnostic facility
- **Voltage:** 24 volt
- **Batteries:** 2 x 12 volt 135 amp hour, maintenance free
- **Alternator:** 28V x 100 amp output (Optional 2 x 100 amp alternator when air conditioning is specified)

STRUCTURE:

- All welded heavy-duty box section integral construction using a combination of stainless and high-grade carbon steel to effect a long life
- Anti-rust protection system applied to exposed structural components with cavity wax injection in specified areas
- Heavy duty underseal treatment using the Dinol process

EXTERIOR:

- A combination of GRP and aluminium modular exterior panels for low cost repair or replacement
- One piece gasket glazed windscreen with bonded quarter windows
- Driver's signalling window with sliding section
- Tinted, single glazed saloon side windows bonded to frame

WARRANTY:

- 10 years on chassis, body and anti-corrosion
- 2 year bumper to bumper

INTEGRATED OPTARE TELEMATICS:

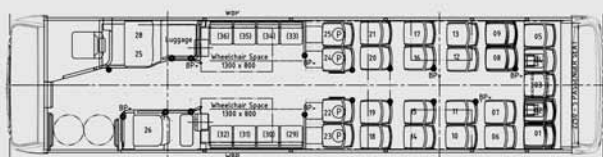
- Fleet management, GPS tracking, fuel consumption and driver performance reports
- 8 or 16 camera CCTV with on board HDD recorder
- Optical passenger count system linked to each bus stop to report on passenger movements and overall passenger loads
- Display monitors and next stop announcements
- Remote vehicle diagnostics
- On board Wi-Fi and USB charge points

Tempo

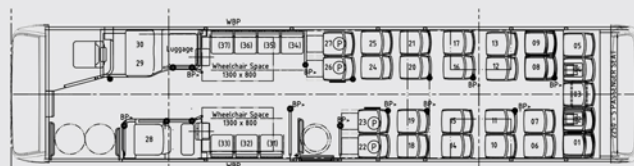
STANDARD SEATING OPTIONS

MODEL REFERENCE	10.6m	11.3m	12.5m
Seating Capacity	Up to 36	Up to 40	Up to 49
Total Capacity	90	95	105
Doors	1	1 or 2	1, 2 or 3
Wheelchair Positions	Up to 2	Up to 2	Up to 2
Length	10600mm	11300mm	12500mm
Height	3030mm	3030mm	3030mm
Width	2500mm	2500mm	2500mm
Wheelbase	4945mm	5655mm	6650mm
GVM	18000kg	18000kg	18000kg
Tare Weight	9500kg	9700kg	9900kg

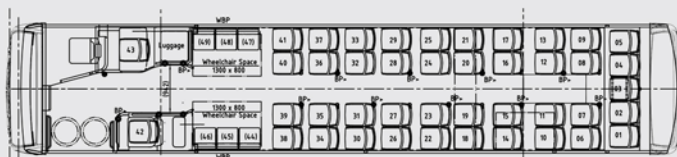
▼ TEMPO 10.6M 36 SEATS



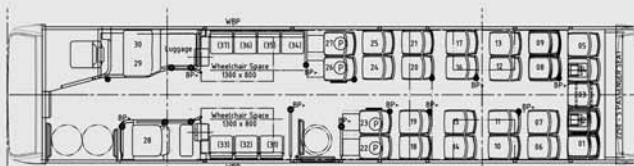
▼ TEMPO 11.3M 2 DOOR 37 SEATS



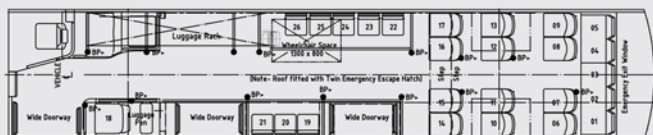
▼ TEMPO 12.5M 49 SEATS



▼ TEMPO 12.5M 2 DOOR 45 SEATS



▼ TEMPO 12.5M 3 DOOR 26 SEATS



OPTARE
BUSES NOW PROUDLY DISTRIBUTED
IN AUSTRALIA AND NEW ZEALAND BY
BUSCORP OCEANIA



BUSCORP
OCEANIA