



# Solo

MID-SIZE LOW FLOOR RANGE





# Solo

## MID-SIZE LOW FLOOR RANGE


### ▼ DIRECT WHEELCHAIR ACCESS ►

- Lack of wheel arches provide direct wheelchair access



### ▼ CLASS LEADING INTERIOR SPACE

- Easy access to rear saloon.
- High head clearance in upper saloon section.
- No internal wheel arches increases passenger flow
- Body frame integrated passenger grab rails



### ◆ ISO COMPLIANT

- ISO compliant drivers area to reduce fatigue and meet the highest OH&S standards



### ▶ HIGH QUALITY INTERIOR

- High quality DDA compliant interior fit with long design life and low maintenance

### ▼ COST EFFECTIVE REPLACEMENT

- Multipiece bumper and headlight design for fast and cost effective replacement
- Quick release side panels



## ENGINE

- **Type:** Cummins ISBe Euro 5, six-cylinder turbo diesel with Selective Catalytic Reduction (SCR)
- **Max Power:** 150kW/201bhp @ 2300 rpm
- **Max Torque:** 750Nm @ 1500rpm
- **Capacity:** 6 70 litres

## ALTERNATIVE ENGINE: SOLO 7.9M

- **Type:** Mercedes-Benz OM904LA four-cylinder turbo diesel with Selective Catalytic Reduction (SCR)
- **Max Power:** 177hp @ 2200rpm
- **Max Torque:** 675Nm @ 1300rpm
- **Capacity:** 4 25 litres

## ENGINE COOLING:

- Rear, right hand side mounted radiator and intercooler with separate coolant header tank
- Hydraulically driven, thermostatically controlled cooling fan

## TRANSMISSION:

- Allison 2000 series, five speed fully automatic featuring full CAN electronic interface with engine, integral oil filtration system and lockup torque converter in gears 3, 4 & 5 for improved fuel economy

## SERVICEABILITY:

- Engine, gearbox, cooling, induction and exhaust system fitted to demountable frame
- Services fitted with "no-loss" couplings for rapid removal

## LIGHTING & DISPLAY

- Mobitec destination boards fitted to front, side and rear
- Interior LED lighting with Hologen headlights and LED running lights
- Door open operated LED lights for night vision safety
- Hanover option

## AXLES & ECAS SUSPENSION:

- **Front:** Albion, 2 bag air suspension with leading taper leaf springs and Panhard rod
- **Rear:** Albion 7 20 single reduction hypoid, 4 10:1 ratio 4 bag air suspension on parallel linkage

## RETARDER:

- Electro-magnetic retarder automatically actuated through brake pedal providing minimal maintenance, smoother retardation, lower power consumption and greater reliability
- Features Pulse Width Modulation (PWM), based on solid state controls
- CAN Bus interface with multiplexed control, continuous electronic and temperature monitoring
- Laptop based diagnostic facility

## STEERING:

- **Type:** ZF 8090 steering gear with integral power assistance
- Steering column adjustable for rake

## WHEELS & TYRES:

- **Wheels:** 17 5 x 6 00 x 116mm offset
- **Tyres:** 205/75R x 17 5  
Optional 235/75R x 17 5 tubeless

## BRAKE SYSTEM:

- **Service:** Wabco PAN17 dual circuit air disc brakes with;
- Non-asbestos linings
- Anti-lock Braking System
- **Parking brake:** Air released, spring actuated acting on rear wheels
- **Air dryer:** With heated element

## FUEL TANK:

- Nominal 200 litre side fill tank, with anti-spill device
- Nominal 20 litre (Optional 40 litre) re-agent tank

## ELECTRICAL SYSTEM:

- **Type:** Centralised, fully multiplexed electrical system for quick, easy fault finding through self diagnostics facility
- **Voltage:** 24 volt
- **Batteries:** 2 x 12 volt 135 amp hour, maintenance free
- **Alternator:** 28V x 100 amp output

## STRUCTURE:

- All welded heavy-duty box section integral construction using stainless to effect a long life
- Anti-rust protection system applied to exposed structural components

## EXTERIOR:

- A combination of GRP and aluminium modular exterior panels for low cost repair or replacement
- One piece gasket glazed windscreen
- Bonded quarter windows
- Driver's signalling window with sliding section
- Tinted, single glazed saloon side windows bonded to frame

## AIR CONDITIONING:

- Suttrak AC513 heat/cool with recycle options
- Dual speed windscreen demister
- Optional hopper windows

## WARRANTY:

- 10 years on chassis, body and anti-corrosion
- 2 year bumper to bumper

## INTEGRATED OPTARE TELEMATICS:

- Fleet management, GPS tracking, fuel consumption and driver performance reports
- 8 or 16 camera CCTV with on board HDD recorder
- Optical passenger count system linked to each bus stop to report on passenger movements and overall passenger loads
- Bus stop and timetable adherence reports
- Display monitors and next stop announcements
- Remote vehicle diagnostics
- On board Wi-Fi and USB charge points

## ▼ REMOVABLE SEATS

- Optional seated belted removable seats with Unwin tracking for school use



## ▼ LUGGAGE RACKS

- Optional Luggage Racks for town service and school applications



## ▼ HOLDSWORTH TRIM

- Standard Optare Solo seat with Holdsworth trim



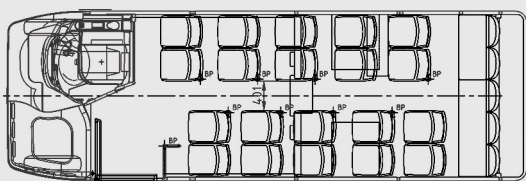


# Solo

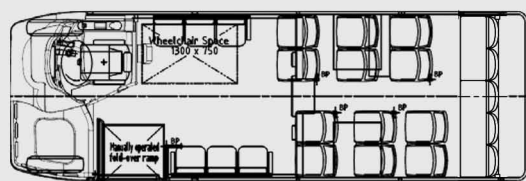
## STANDARD SEATING OPTIONS

MODEL REFERENCE	7.5m	9.0m	10.0m
Seating Capacity	Up to 25	Up to 30	Up to 35
Doors	1	1	1 or 2
Wheelchair Positions	Up to 2	Up to 3	Up to 5
Length	7500mm	9000mm	10000mm
Height	2775mm	2775mm	2775mm
Width	2360mm	2360mm/2500mm	2500mm
Wheelbase	4335mm	5875mm	6600mm
GVM	8000kg	11300kg	11300kg

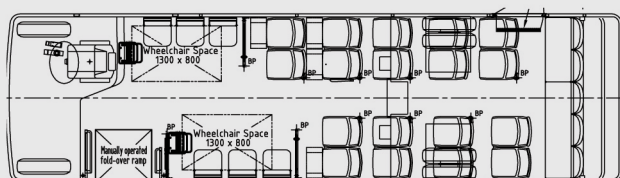
### ▼ SOLO 7.5m 25 SEATS



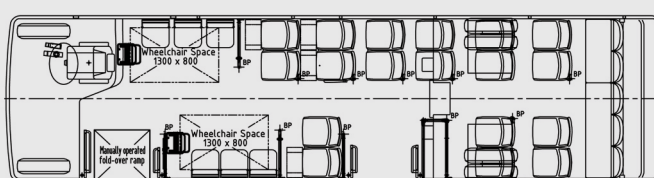
### ▼ SOLO 7.5m 23 SEATS



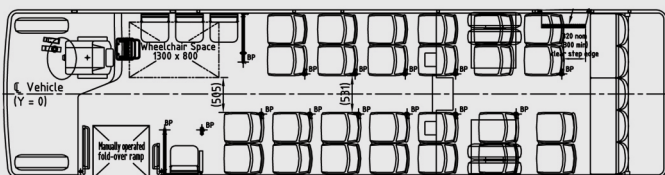
### ▼ SOLO 9.0m 29 SEATS



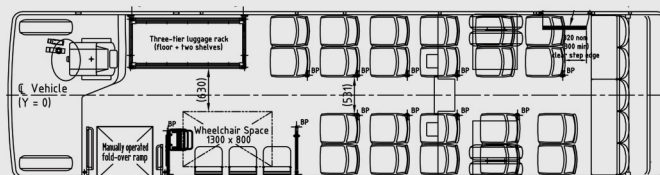
### ▼ SOLO 10.0m 2 DOOR 29 SEATS



### ▼ SOLO 10.0m 35 SEATS



### ▼ SOLO 10.0m TOWN SERVICE 30 SEATS



### ▼ SOLO 10.0m SPECIAL NEEDS OR SCHOOL 35 SEATS, 5 WHEELCHAIRS



OPTARE

BUSES NOW PROUDLY DISTRIBUTED  
IN AUSTRALIA AND NEW ZEALAND BY  
BUSCORP OCEANIA



BUSCORP  
OCEANIA